

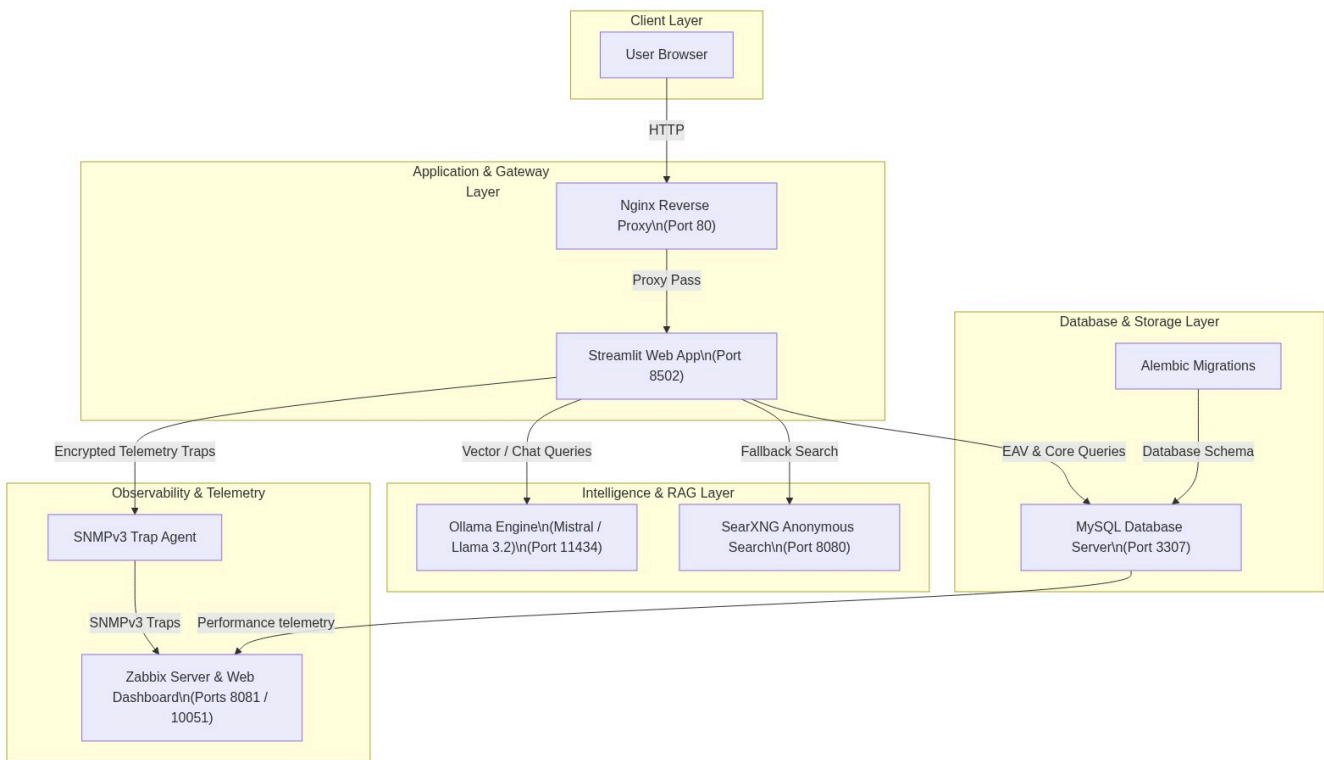
The current version is #ident "@(#)\$Format:LocalFoodAI\_lanfr144:architecture.md:Francois Lange:lanfr144@school.lu:2026/06/16 19:21:55:Francois Lange:lanfr144@school.lu:2026/06/16 19:21:55:2a1cfbe2d05abb1ca03847af0cbe00bddf3f89cd:HEAD -> main, origin/main:\$"

# Local Food AI - Architecture Map

This document describes the technical architecture, database schema design, AI RAG data flows, and dual-mode deployment topology for the Local Food AI clinical dietitian platform.

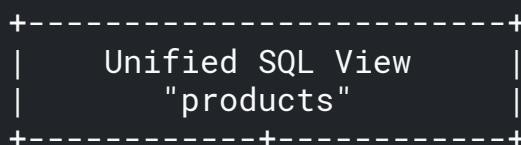
## System Component Architecture

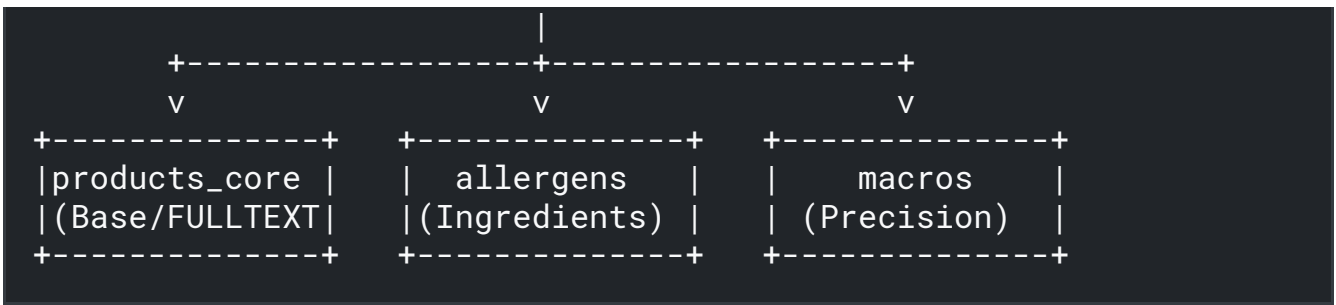
The platform is designed around a strictly local, privacy-first microservice topology. The components integrate seamlessly to provide nutritional search, RAG-augmented clinical diet evaluations, and DevSecOps observability.



## Database Design: Grouped Vertical Partitioning

To optimize massive dataset ingestion (~24GB OpenFoodFacts dataset) and completely bypass InnoDB row size limits while maintaining sub-second RAG response times, the database utilizes a vertically partitioned structure:





- **products\_core**: Contains product base information (barcode, name, brand, primary category) optimized with **FULLTEXT** indexing.
- **products\_allergens**: Isolates complex ingredient list arrays and allergen keywords.
- **products\_macros**: Implements double-precision floats (**DOUBLE**) for protein, carbs, fats, and energy metrics.
- **products\_vitamins**: Stores micronutrient vitamin profiles.
- **products\_minerals**: Stores trace mineral concentrations.

⌋⌋ [!NOTE] All application search queries, RAG data tools, and ingestion processes interact with a unified database VIEW named `products` which uses a series of high-performance `LEFT JOIN` operations across the primary key (barcode), shielding the frontend from database complexity.

## Dual-Mode Deployment Topology

To ensure 100% resilience under network restrictions, the Local Food AI system is architected to operate under two distinct networking modes:

### 1. Mixed Distributed Topology (Production/Staging Mode)

Services are distributed across specialized local hypervisors and Windows subsystems using bridged networking:

- **Application Node (WSL 2)**: Runs the Streamlit frontend and local Ollama model engine.
- **Database Node (Hyper-V VM)**: Dedicated Ubuntu instance hosting the relational MySQL partitions at `192.168.130.170`.
- **Monitoring Node (VirtualBox VM)**: Dedicated host running Zabbix Server and receiving SNMPv3 notifications.
- **Agile Scrum Tracker (Taiga)**: Remote agile project server at `192.168.130.161` for syncing deliverables.

### 2. Resilient Single-Node Local Fallback (Offline Mode)

When the remote VM host network or Taiga server is completely unreachable:

- **Zero-Dependency Containers**: The entire platform runs entirely locally on the notebook host via **Docker Compose** (`docker-compose.yml`).
- **Automatic IP Resolution**: Application configuration, Alembic, and SNMP notifications automatically adjust their endpoints to target local network interfaces (`localhost` / custom Docker networks) rather than unreachable remote IPs, avoiding timeout hangs or crashes.
- **Dynamic Task Tracking**: Agile development logs are dynamically synced into the

... [task.md](#) and [walkthrough.md](#) ... until progress until community is restored.

---

Documented by AntigraVity.